



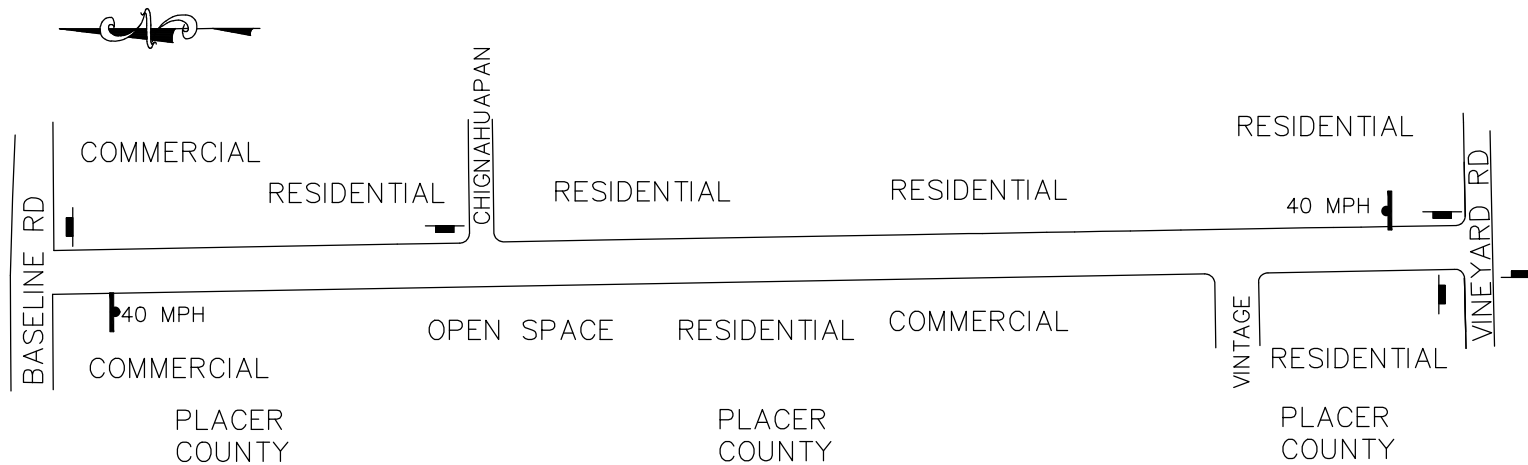
PUBLIC WORKS DEPT.

TRAFFIC ENGINEERING AND SPEED MAP
SPEED ZONE SURVEY

ROAD NAME:

BRADY LANE
Vineyard Rd to Baseline Rd

STRIP MAP



| | |
|-------------------------|-----------|
| ROADWAY WIDTH | 22' |
| NO. OF LANES | 2 |
| ADT | 1073 |
| DIVIDER TYPE | PAINTED |
| CRITICAL SPEED (85th %) | 44 |
| PACE SPEED | 35-44 MPH |
| 3-YEAR ACCIDENT HISTORY | 0 |
| EXISTING SPEED LIMIT | 40 MPH |
| RECOM. SPEED LIMIT | 40 MPH |
| SEGMENT LENGTH | .55 MI |

LEGEND STOP SIGNS SPEED LIMIT SIGN TRAFFIC SIGNAL

| MPH | | | ROADSIDE COND. |
|-------|-------|--|---------------------------------|
| | 61-75 | 3 | SCHOOL <input type="checkbox"/> |
| 51-60 | 44 | RESIDENCE <input checked="" type="checkbox"/> | |
| 41-50 | 334 | BUSINESS <input checked="" type="checkbox"/> | |
| 31-40 | 588 | PARKS <input type="checkbox"/> | |
| 1-30 | 104 | OPEN SPACE <input checked="" type="checkbox"/> | |
| | | BIKEWAY <input type="checkbox"/> | |


COMMENTS: RESIDENTIAL AND COMMERCIAL DRIVEWAYS. ON-STREET PARKING.
* HOSES USED FOR SPEED SURVEY.


SOME RECOVERY AREA NO RECOVERY AREA
SCHOOL ROUTE

City of Roseville Engineering and Traffic Survey Summary

Street: BRADY LANE
Limits: VINEYARD RD
BASELINE RD

Field Observer: A. ZASSO
Checked By: J. CERVANTES
Date: 2/22/2023

| Factors | Direction: North/South |
|--|--|
| <u>A. Prevailing Speed Data</u> | |
| Location of Survey | 670' south of Chignahuapan |
| 85th Percentile | 44 MPH |
| 10 mph Pace | 35-44 |
| Percent in Pace | 55.4% |
| Posted Speed Limit | 40MPH |
| <u>B. Collision History</u> | |
| Date Range Covered | 12/3/2019 to 12/3/2022 (3 years) |
| Total Collisions | 0 |
| Collision Rate (Acc/MVM) | 0 |
| Expected Collision Rate | 1.68 |
| <u>C. Traffic Factors</u> | |
| Average Daily Traffic | 1073 |
| Length of Segment | 2926 |
| Lane Configuration | Single Lane Each Direction |
| Street Classification | Collector |
| <u>D. Conditions Not Readily Apparent</u> | |
| Conditions | See: Roadside Conditions on the Speed Zone Survey Map. |
| Roadway Geometrics | Vertical curve |
| Comments | Narrow roadway; Residential driveways |
| <u>E. Adjacent Land Use</u> | |
| | Single family residential |
| Posted Speed Limit | 40 |
| Speed Limit Change? | No |
| Revised Speed Limit | 40 |
| Approved and Authorized for release by City of Roseville Traffic Engineering Department: | |
|  _____ | 12-13-2023 Date Loc.# |



311 Vernon Street
 Roseville, CA 95678
 (916) 7461300



File Name: Brady Lane - Data

Direction: A to B, NB

| 2/22/2023 | > 15 - 20 MPH | > 20 - 25 MPH | > 25 - 30 MPH | > 30 - 35 MPH | > 35 - 40 MPH | > 40 - 45 MPH | > 45 - 50 MPH | > 50 - 55 MPH | > 55 - 60 MPH | > 60 - 65 MPH | > 65 - 70 MPH | > 70 MPH | Total |
|-----------------|---------------|---------------|---------------|---------------|---------------|---------------|---------------|---------------|---------------|---------------|---------------|----------|-------|
| Time 0 - 15 MPH | | | | | | | | | | | | | |
| 12:00 AM | 0 | 0 | 1 | 0 | 0 | 0 | 0 | 0 | 0 | 0 | 0 | 0 | 1 |
| 1:00 | 0 | 0 | 0 | 0 | 0 | 1 | 1 | 1 | 0 | 0 | 0 | 0 | 3 |
| 2:00 | 0 | 0 | 0 | 0 | 0 | 0 | 0 | 0 | 0 | 0 | 0 | 0 | 0 |
| 3:00 | 0 | 0 | 0 | 0 | 0 | 0 | 0 | 0 | 0 | 0 | 0 | 0 | 0 |
| 4:00 | 0 | 0 | 0 | 0 | 0 | 0 | 0 | 0 | 2 | 0 | 0 | 0 | 2 |
| 5:00 | 0 | 0 | 0 | 0 | 0 | 0 | 0 | 1 | 0 | 0 | 0 | 0 | 1 |
| 6:00 | 0 | 0 | 0 | 0 | 2 | 2 | 2 | 0 | 1 | 1 | 0 | 0 | 8 |
| 7:00 | 0 | 0 | 1 | 0 | 2 | 9 | 12 | 2 | 0 | 0 | 0 | 0 | 26 |
| 8:00 | 1 | 0 | 0 | 0 | 5 | 25 | 13 | 5 | 3 | 0 | 0 | 0 | 52 |
| 9:00 | 0 | 0 | 0 | 1 | 6 | 10 | 4 | 2 | 1 | 0 | 0 | 0 | 24 |
| 10:00 | 0 | 0 | 0 | 2 | 2 | 7 | 6 | 2 | 0 | 0 | 0 | 0 | 19 |
| 11:00 | 0 | 0 | 0 | 3 | 7 | 8 | 9 | 1 | 1 | 0 | 0 | 0 | 29 |
| 12:00 PM | 1 | 0 | 0 | 2 | 11 | 11 | 6 | 4 | 1 | 1 | 0 | 0 | 37 |
| 1:00 | 1 | 0 | 0 | 2 | 12 | 9 | 7 | 0 | 0 | 0 | 0 | 0 | 31 |
| 2:00 | 0 | 0 | 0 | 1 | 3 | 14 | 10 | 3 | 0 | 0 | 0 | 0 | 31 |
| 3:00 | 0 | 1 | 0 | 2 | 9 | 15 | 6 | 3 | 0 | 0 | 0 | 0 | 36 |
| 4:00 | 0 | 0 | 0 | 6 | 9 | 11 | 11 | 4 | 0 | 0 | 0 | 0 | 41 |
| 5:00 | 0 | 0 | 2 | 2 | 8 | 25 | 7 | 1 | 1 | 1 | 0 | 0 | 47 |
| 6:00 | 0 | 1 | 1 | 3 | 8 | 10 | 6 | 2 | 0 | 0 | 0 | 0 | 31 |
| 7:00 | 1 | 0 | 1 | 1 | 5 | 7 | 3 | 0 | 0 | 0 | 0 | 0 | 18 |
| 8:00 | 0 | 0 | 1 | 1 | 5 | 7 | 2 | 3 | 0 | 0 | 0 | 0 | 19 |
| 9:00 | 0 | 0 | 0 | 0 | 3 | 4 | 2 | 1 | 0 | 0 | 0 | 0 | 10 |
| 10:00 | 0 | 0 | 0 | 0 | 2 | 2 | 0 | 1 | 1 | 0 | 1 | 0 | 7 |
| 11:00 | 0 | 0 | 0 | 0 | 1 | 1 | 0 | 0 | 0 | 0 | 0 | 0 | 2 |
| Total | 4 | 2 | 7 | 26 | 100 | 178 | 107 | 36 | 11 | 3 | 1 | 0 | 475 |

| | | | | |
|----------------------|-------|------|------|------|
| Percentile | 15th | 50th | 85th | 95th |
| Speed | 32 | 38 | 44 | 48 |
| Mean Speed (Average) | 37.8 | | | |
| 10 MPH Pace Speed | 35-44 | | | |
| Number in Pace | 285 | | | |
| Percent in Pace | 60.0% | | | |
| Number > 40 MPH | 158 | | | |
| Percent > 40 MPH | 33.3% | | | |

| | | | | | | | | | | | | | | |
|-------------|---|---|---|----|-----|-----|-----|----|----|---|---|---|---|-----|
| Grand Total | 4 | 2 | 7 | 26 | 100 | 178 | 107 | 36 | 11 | 3 | 1 | 0 | 0 | 475 |
|-------------|---|---|---|----|-----|-----|-----|----|----|---|---|---|---|-----|

| | | | | | |
|-------|----------------------|-------|------|------|------|
| Stats | Percentile | 15th | 50th | 85th | 95th |
| | Speed | 32 | 38 | 44 | 48 |
| | Mean Speed (Average) | 37.8 | | | |
| | 10 MPH Pace Speed | 35-44 | | | |
| | Number in Pace | 285 | | | |
| | Percent in Pace | 60.0% | | | |
| | Number > 40 MPH | 158 | | | |
| | Percent > 40 MPH | 33.3% | | | |

311 Vernon Street
 Roseville, CA 95678
 (916) 7461300



File Name: Brady Lane - Data

Direction: B to A, SB

| 2/22/2023 | > 15 - 20 MPH | > 20 - 25 MPH | > 25 - 30 MPH | > 30 - 35 MPH | > 35 - 40 MPH | > 40 - 45 MPH | > 45 - 50 MPH | > 50 - 55 MPH | > 55 - 60 MPH | > 60 - 65 MPH | > 65 - 70 MPH | > 70 MPH | Total |
|-----------|---------------|---------------|---------------|---------------|---------------|---------------|---------------|---------------|---------------|---------------|---------------|----------|-------|
| 12:00 AM | 0 | 0 | 0 | 0 | 0 | 0 | 1 | 0 | 0 | 0 | 0 | 0 | 1 |
| 1:00 | 0 | 0 | 0 | 0 | 0 | 0 | 1 | 0 | 0 | 0 | 0 | 0 | 1 |
| 2:00 | 0 | 0 | 0 | 0 | 1 | 0 | 0 | 0 | 0 | 0 | 0 | 0 | 1 |
| 3:00 | 0 | 0 | 0 | 0 | 0 | 0 | 0 | 0 | 0 | 0 | 0 | 0 | 0 |
| 4:00 | 0 | 0 | 0 | 0 | 0 | 1 | 0 | 0 | 0 | 1 | 0 | 0 | 2 |
| 5:00 | 0 | 0 | 0 | 0 | 1 | 1 | 0 | 1 | 0 | 0 | 0 | 0 | 3 |
| 6:00 | 0 | 0 | 0 | 2 | 2 | 5 | 5 | 0 | 2 | 1 | 0 | 0 | 17 |
| 7:00 | 2 | 2 | 2 | 1 | 7 | 11 | 12 | 5 | 3 | 1 | 0 | 0 | 46 |
| 8:00 | 1 | 0 | 0 | 6 | 4 | 15 | 13 | 11 | 2 | 1 | 0 | 0 | 53 |
| 9:00 | 0 | 0 | 0 | 1 | 6 | 16 | 7 | 1 | 0 | 2 | 1 | 0 | 34 |
| 10:00 | 1 | 0 | 0 | 1 | 9 | 8 | 1 | 4 | 3 | 0 | 0 | 0 | 27 |
| 11:00 | 0 | 0 | 2 | 2 | 12 | 14 | 8 | 6 | 1 | 0 | 0 | 0 | 45 |
| 12:00 PM | 1 | 0 | 0 | 5 | 11 | 16 | 7 | 3 | 1 | 0 | 0 | 0 | 44 |
| 1:00 | 0 | 0 | 1 | 4 | 15 | 12 | 8 | 4 | 0 | 1 | 0 | 0 | 45 |
| 2:00 | 0 | 0 | 1 | 0 | 3 | 10 | 7 | 2 | 3 | 0 | 0 | 0 | 26 |
| 3:00 | 0 | 1 | 1 | 4 | 15 | 11 | 12 | 2 | 0 | 0 | 0 | 0 | 46 |
| 4:00 | 0 | 0 | 1 | 4 | 15 | 5 | 20 | 3 | 2 | 0 | 0 | 0 | 50 |
| 5:00 | 0 | 1 | 0 | 5 | 10 | 17 | 15 | 7 | 3 | 0 | 0 | 0 | 58 |
| 6:00 | 0 | 0 | 0 | 2 | 10 | 14 | 8 | 4 | 0 | 0 | 0 | 0 | 38 |
| 7:00 | 1 | 1 | 0 | 4 | 2 | 4 | 5 | 0 | 1 | 0 | 0 | 0 | 18 |
| 8:00 | 1 | 0 | 0 | 2 | 10 | 6 | 2 | 0 | 0 | 1 | 0 | 0 | 22 |
| 9:00 | 0 | 0 | 0 | 2 | 3 | 3 | 2 | 1 | 1 | 0 | 0 | 0 | 13 |
| 10:00 | 0 | 0 | 0 | 0 | 1 | 4 | 1 | 1 | 0 | 0 | 0 | 0 | 7 |
| 11:00 | 0 | 0 | 0 | 0 | 0 | 0 | 1 | 0 | 0 | 0 | 0 | 0 | 1 |
| Total | 7 | 5 | 8 | 45 | 137 | 173 | 136 | 55 | 22 | 8 | 1 | 0 | 598 |

| | | | | |
|----------------------|-------|------|------|------|
| Percentile | 15th | 50th | 85th | 95th |
| Speed | 31 | 37 | 45 | 51 |
| Mean Speed (Average) | 38.1 | | | |
| 10 MPH Pace Speed | 31-40 | | | |
| Number in Pace | 310 | | | |
| Percent in Pace | 51.8% | | | |
| Number > 40 MPH | 223 | | | |
| Percent > 40 MPH | 37.3% | | | |

| | | | | | | | | | | | | | | |
|-------------|---|---|---|----|-----|-----|-----|----|----|---|---|---|---|-----|
| Grand Total | 7 | 5 | 8 | 45 | 137 | 173 | 136 | 55 | 22 | 8 | 1 | 0 | 1 | 598 |
|-------------|---|---|---|----|-----|-----|-----|----|----|---|---|---|---|-----|

| | | | | | |
|-------|----------------------|-------|------|------|------|
| Stats | Percentile | 15th | 50th | 85th | 95th |
| | Speed | 31 | 37 | 45 | 51 |
| | Mean Speed (Average) | 38.1 | | | |
| | 10 MPH Pace Speed | 31-40 | | | |
| | Number in Pace | 310 | | | |
| | Percent in Pace | 51.8% | | | |
| | Number > 40 MPH | 223 | | | |
| | Percent > 40 MPH | 37.3% | | | |

311 Vernon Street
 Roseville, CA 95678
 (916) 7461300



File Name: Brady Lane - Data

Direction: Combined

| 2/22/2023 | > 15 - 20 MPH | > 20 - 25 MPH | > 25 - 30 MPH | > 30 - 35 MPH | > 35 - 40 MPH | > 40 - 45 MPH | > 45 - 50 MPH | > 50 - 55 MPH | > 55 - 60 MPH | > 60 - 65 MPH | > 65 - 70 MPH | > 70 MPH | Total |
|-----------|---------------|---------------|---------------|---------------|---------------|---------------|---------------|---------------|---------------|---------------|---------------|----------|-------|
| 12:00 AM | 0 | 0 | 1 | 0 | 0 | 0 | 1 | 0 | 0 | 0 | 0 | 0 | 2 |
| 1:00 | 0 | 0 | 0 | 0 | 0 | 1 | 2 | 1 | 0 | 0 | 0 | 0 | 4 |
| 2:00 | 0 | 0 | 0 | 0 | 1 | 0 | 0 | 0 | 0 | 0 | 0 | 0 | 1 |
| 3:00 | 0 | 0 | 0 | 0 | 0 | 0 | 0 | 0 | 0 | 0 | 0 | 0 | 0 |
| 4:00 | 0 | 0 | 0 | 0 | 0 | 1 | 0 | 0 | 2 | 1 | 0 | 0 | 4 |
| 5:00 | 0 | 0 | 0 | 0 | 1 | 1 | 0 | 2 | 0 | 0 | 0 | 0 | 4 |
| 6:00 | 0 | 0 | 0 | 2 | 4 | 7 | 7 | 0 | 3 | 2 | 0 | 0 | 25 |
| 7:00 | 2 | 2 | 3 | 1 | 9 | 20 | 24 | 7 | 3 | 1 | 0 | 0 | 72 |
| 8:00 | 2 | 0 | 0 | 6 | 9 | 40 | 26 | 16 | 5 | 1 | 0 | 0 | 105 |
| 9:00 | 0 | 0 | 0 | 2 | 12 | 26 | 11 | 3 | 1 | 2 | 1 | 0 | 58 |
| 10:00 | 1 | 0 | 0 | 3 | 11 | 15 | 7 | 6 | 3 | 0 | 0 | 0 | 46 |
| 11:00 | 0 | 0 | 2 | 5 | 19 | 22 | 17 | 7 | 2 | 0 | 0 | 0 | 74 |
| 12:00 PM | 2 | 0 | 0 | 7 | 22 | 27 | 13 | 7 | 2 | 1 | 0 | 0 | 81 |
| 1:00 | 1 | 0 | 1 | 6 | 27 | 21 | 15 | 4 | 0 | 1 | 0 | 0 | 76 |
| 2:00 | 0 | 0 | 1 | 1 | 6 | 24 | 17 | 5 | 3 | 0 | 0 | 0 | 57 |
| 3:00 | 0 | 2 | 1 | 6 | 24 | 26 | 18 | 5 | 0 | 0 | 0 | 0 | 82 |
| 4:00 | 0 | 0 | 1 | 10 | 24 | 16 | 31 | 7 | 2 | 0 | 0 | 0 | 91 |
| 5:00 | 0 | 1 | 2 | 7 | 18 | 42 | 22 | 8 | 4 | 1 | 0 | 0 | 105 |
| 6:00 | 0 | 1 | 1 | 5 | 18 | 24 | 14 | 6 | 0 | 0 | 0 | 0 | 69 |
| 7:00 | 2 | 1 | 1 | 5 | 7 | 11 | 8 | 0 | 1 | 0 | 0 | 0 | 36 |
| 8:00 | 1 | 0 | 1 | 3 | 15 | 13 | 4 | 3 | 0 | 1 | 0 | 0 | 41 |
| 9:00 | 0 | 0 | 0 | 2 | 6 | 7 | 4 | 2 | 1 | 0 | 0 | 0 | 23 |
| 10:00 | 0 | 0 | 0 | 0 | 3 | 6 | 1 | 2 | 1 | 0 | 1 | 0 | 14 |
| 11:00 | 0 | 0 | 0 | 0 | 1 | 1 | 1 | 0 | 0 | 0 | 0 | 0 | 3 |
| Total | 11 | 7 | 15 | 71 | 237 | 351 | 243 | 91 | 33 | 11 | 2 | 0 | 1073 |

| | | | | |
|----------------------|-------|------|------|------|
| Percentile | 15th | 50th | 85th | 95th |
| Speed | 31 | 38 | 44 | 49 |
| Mean Speed (Average) | 37.9 | | | |
| 10 MPH Pace Speed | 35-44 | | | |
| Number in Pace | 594 | | | |
| Percent in Pace | 55.4% | | | |
| Number > 40 MPH | 381 | | | |
| Percent > 40 MPH | 35.5% | | | |

| | | | | | | | | | | | | | | |
|-------------|----|---|----|----|-----|-----|-----|----|----|----|---|---|---|------|
| Grand Total | 11 | 7 | 15 | 71 | 237 | 351 | 243 | 91 | 33 | 11 | 2 | 0 | 1 | 1073 |
|-------------|----|---|----|----|-----|-----|-----|----|----|----|---|---|---|------|

| | | | | | |
|-------|----------------------|-------|------|------|------|
| Stats | Percentile | 15th | 50th | 85th | 95th |
| | Speed | 31 | 38 | 44 | 49 |
| | Mean Speed (Average) | 37.9 | | | |
| | 10 MPH Pace Speed | 35-44 | | | |
| | Number in Pace | 594 | | | |
| | Percent in Pace | 55.4% | | | |
| | Number > 40 MPH | 381 | | | |
| | Percent > 40 MPH | 35.5% | | | |

